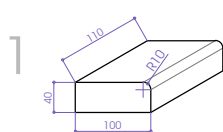


SCHEMA KAMENIH BLOKOVA

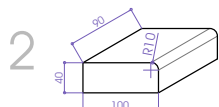
STAVKA 1, 2, 3 I 4 KAMENARSKIH RADOVA



stavka 1 60 kom

400x1195x1000 mm

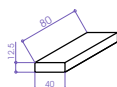
kameni rubnjak rive - brački kamen ili dolit postavlja se ljepljivom direktno na beton potpornog zida rive. Postavlja se naizmjenice sa blokom iz stavke 2



stavka 2 60 kom

400x795x1000 mm

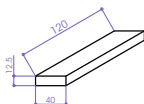
kameni rubnjak rive - brački kamen ili dolit postavlja se ljepljivom direktno na beton potpornog zida rive. Postavlja se naizmjenice sa blokom iz stavke 1



stavka 3

24kom

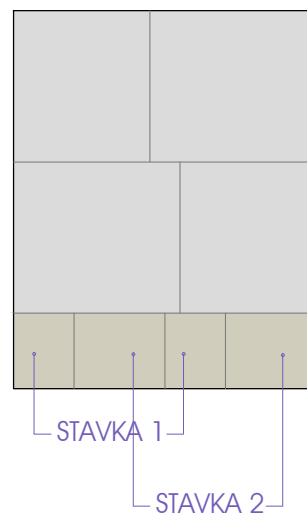
STEPENICA
kameni blok ide ih četiri u nizu za svaki od šest prolaza



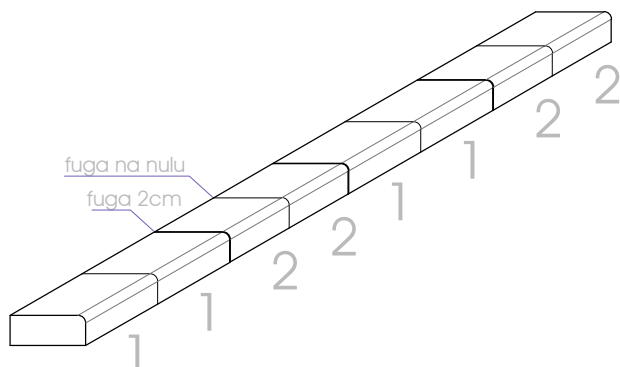
stavka 4

24kom

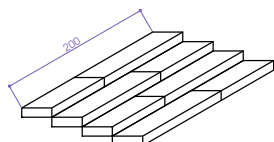
STEPENICA
kamenja ploča ide ih četiri u nizu za svaki od šest prolaza



shema slaganja rubnjaka rive



shema slaganja stepenica



mjerilo 1:50